



550

A QUALITY FINISH ALL ROUND

The striking exterior looks of the new Fiat Ducato X2/50 are matched by an impressive list of features which include alloy wheels, drivers air-bag, cruise control, electric windows, mirrors, ABS braking and remote control central locking.

Both Tributes have an extended warranty on major items for a total of 36 months designed to give total peace of mind when combined with Fiat's two year warranty and Camper Assistance.



Tribute 550

Fiat Camper Services
00800-34281111

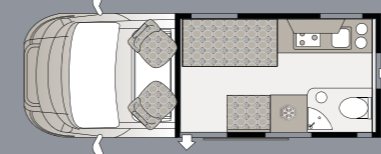
TRIBUTE 550

A Sterling Performance - Every Time

SPECIFICATIONS AND FEATURES

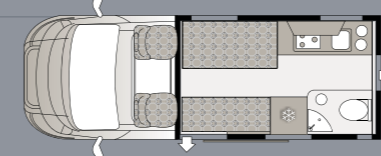
Base Vehicle	550	650
External Features		
Fiat Ducato 33	■	■
120 BHP multijet	■	■
6 speed manual gearbox	■	■
Turbo charger with intercooler	■	■
Power assisted steering	■	■
Camping car suspension	■	■
ABS / EBD	■	■
Cruise control	■	■
Electrically operated cab windows	■	■
Electrically heated and adjustable exterior mirrors	■	■
Remote central locking	■	■
Driver's air bag	■	■
Driver and passenger seat swivels with height adjusters	■	■
Colour coded bumper	■	■
Alloy wheels	■	■
Vehicle exterior colour silver metallic	■	■
Dimensions		
Overall length	5413mm	5995mm
Overall height	2680mm	2680mm
Overall width	2050mm	2050mm
Toilet compartment	960 x 690mm	1300 x 690mm
Near side single bed (*using cab seat)	1800 x 600mm*	1820 x 600mm*
Off side single bed (*using cab seat)	1950 x 750mm*	1820 x 750mm
Transverse double bed (not using cab seat)	1800 x 1480mm	1800 x 1500mm
Longitudinal double bed (not using cab seat)	n/a	1820 x 1180mm
Weight		
Maximum gross vehicle weight	3300kg	3300kg
Ex-works weight		
Inc. 75kg driver and 90% fuel	2720kg	2850kg
Gross train weight	5800kg	5800kg
Maximum towing weight	2500kg	2500kg
Designated seats (including driver)	2	3
Berths	2	2
Carpets		
Removable carpets with vinyl wood effect flooring	■	■
Ventilation		
Parapress windows with fitted blinds and flyscreens	■	■
Panoramic Midi Heki roof light	■	■
Transparent roof lights	■	■
Water Tanks		
Fresh Internal	80 litres (18 galls)	80 litres (18 galls)
Waste external	80 litres (18 galls)	80 litres (18 galls)
Equipment Included		
Webasto 2 KW diesel powered blown air system	■	■
Truma 10 litre gas water heater	■	■
Smev 3 burner hob and mini grill	■	n/a
Smev 4 burner hob, grill and oven	n/a	■
Domestic 12v/230v/gas fridge/freezer	60 litre	150 litre
Thetford 12v flush, swivel, cassette toilet	■	■
External electric step	■	■
LCD flatscreen TV point	■	■
230V sockets	3	4
Coaxial aerial socket	1	1
12V management system	■	■
16 amp battery charger unit	■	■
Internal Leisure battery 85 amp hour	■	■
Pressurised water system	■	■
Gas bottle storage	1 x 7kg 1 x 3.5kg	1 x 7kg 1 x 3.5kg
Roof styling bars	■	■
Dashboard kit	■	■
Colour coded side styling skirts	■	■
Remis cab blinds	■	■

550 Daytime Layout

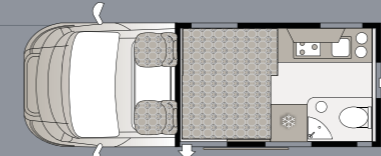


550 Night-time Layout

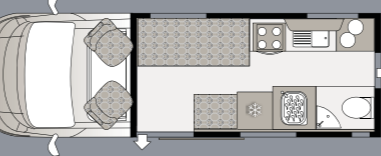
Night-Time
2 Singles Bed



Night-Time
Double Transverse Bed

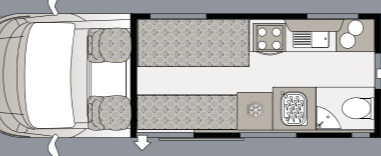


650 Daytime Layout

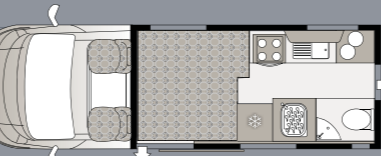


650 Night-time Layout

Night-Time
2 Singles Bed



Night-Time
Double Transverse Bed



Night-Time
Longitudinal Bed



Tribute Motorhomes, Trigano House, Genesis Way, Europarc, Grimsby, North East Lincolnshire, DN37 9TU.
Tel: +44 (0) 1472 571075 Fax: +44 (0) 1472 571001
Email: sales@tributemotorhomes.co.uk
www.tributemotorhomes.co.uk

Dealer Stamp

Whilst every reasonable precaution is taken in the preparation of catalogues, technical circulars, price lists and other literature, these documents are for buyer's guidance only. The buyer should always consult their approved Tribute dealer for current information. Tribute Motorhomes reserve the right to discontinue models or without notice, make changes at any time to prices, colours, materials, equipment, specifications, layouts and models. Issued February 2007.

Designed and produced by KALEIDOSCOPE DESIGNS LTD. T: +44 (0) 1652 648246 www.kal-design.co.uk



www.tributemotorhomes.co.uk

The all new Tribute 650



650



550



650



650

AN IMPRESSIVE LAUNCH
 The new Fiat Ducato X2/50 has given the opportunity to expand the popular Tribute range to two vehicles. The new **Tribute 650** is longer than the original and the **Tribute 550** is a more compact design. Both offer a high level of specification and the perfect combination of luxurious car-like travelling, along with sumptuous living space.



550 Transverse Double Bed



650

TRIBUTE DELIVERS OUTSTANDING DESIGN
 Both the **550** and **650** provide luxurious day-time accommodation, while at night the comfortable forward lounge can be quickly converted to a choice of two singles or a double bed. Towards the rear is a fully fitted kitchen with hot and cold running water, a washroom with shower, basin and toilet, a full wardrobe and lots of storage lockers.

The extra length of the **650** allows the added features of a separate shower cubicle within the washroom, plus the kitchen has a large fridge with separate freezer and a full oven – another 1st for Tribute. Loose-fit carpets, integrated slide-away blinds on the cab windows, LCD flatscreen TV mounting and diesel-powered blown-air heating are among the other features that make both the **Tribute 550** and **650** stand out from the crowd.

TRIBUTE
 A Sterling Performance – Every Time



Tribute 550